



DRIVEN BY POSSIBILITY™

DESIGN POWER

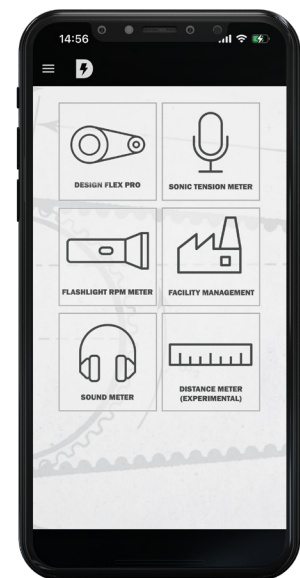
//// A GATES SOLUTION

POWER INNOVATION WITH YOUR **NEXT BELT DRIVE**

The Gates Design Power™ Mobile app combines the benefits of the Design Flex Pro™ system with the extended support of mobile-ready technology that is perfect for users on the go.

With the addition of the new Facility Management module and drive design features like the built-in Sonic Tension Meter tool, we kept the best of Design Flex Pro and partnered with you to create significant new features that will make your workday more efficient.

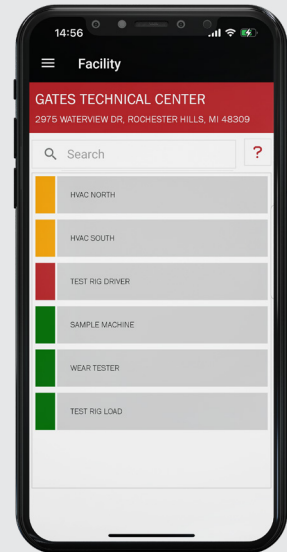
Let our innovation help power the evolution of your business by downloading the Design Power Mobile App on your Android or Apple device today.



INTRODUCING NEW TOOLS IN DESIGN POWER MOBILE

The Facility Management tool allows you to easily store detailed design reports, receive maintenance and replacement reminders, and record service dates for all your facilities, helping to strengthen your relationship and communication with your other facilities, distribution partners, and customers.

In addition to Design Flex Pro and Facility Management, we've embedded the following powerful and free tools into Design Power Mobile. These tools use the device's existing camera and microphone to power innovation in the field, on the job site or at home. Everywhere is better.



DESIGN POWER MOBILE EXTENDED SUPPORT TOOLS

SONIC TENSION METER (1)

Uses the built-in mobile device microphone to measure the tension level of your belt drives. The proper tension measurements ensure that each drive runs smoothly and efficiently.

SOUND METER (2)

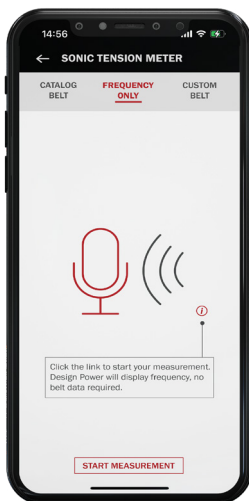
Uses your device's microphone to measure the noise level of each belt drive, helping you identify potential HSE requirements around hearing protection and to compare drives to alert you to the location of worn or damaged components.

FLASHLIGHT RPM METER (3)

Uses your device's camera flash as an adjustable frequency strobe to estimate the speed of the belt drive. Know your speed without needing any other drive information or operational disruption.

DISTANCE MEASUREMENT (4)

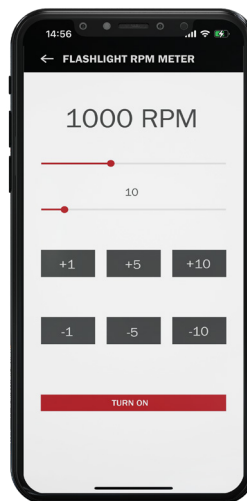
Uses the built-in mobile device camera to measure the center distance of your belt drive. The Distance Measurement Tool makes measuring hard-to-reach drives easier than ever.



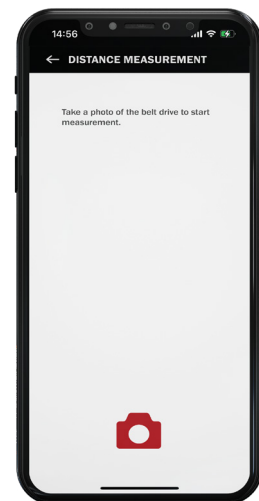
(1)



(2)



(3)



(4)