GATES OIL & GAS

PRODUCT CATALOGUE

CATALOGUE NO.	40041
EDITION	2024

DRIVEN BY POSSIBILITY™

DEMAND MORE DEMAND GATES

WHATEVER THE PART

WHATEVER THE TIME

WHATEVER THE CONDITIONS

TABLE OF CONTENTS

DEMAND MORE. DEMAND GATES. 02
GLOBAL STRENGTH, LOCAL PRESENCE 03
DEMAND THE COMPLETE PACKAGE 04
HOSES - EXPLANATION OF SYMBOLS 06
END CONNECTION OPTIONS 07

HIGH PRESSURE OILFIELD HOSE ASSEMBLIES 08

MUD & CEMENT HOSE ASSEMBLIES (API 7K)
ROTARY & VIBRATOR HOSE MUD BONDED - GRADE D 09
ROTARY & VIBRATOR HOSE MUD BONDED - GRADE E. 10
ROTARY & VIBRATOR HOSE MUD CRIMPED - GRADE D 11
ROTARY & VIBRATOR HOSE MUD CRIMPED - GRADE E 12
ROTARY & VIBRATOR HOSE CEMENT BONDED - 5000 PSI 13
ROTARY & VIBRATOR HOSE CEMENT BONDED - 10000 PSI 14
ROTARY & VIBRATOR HOSE CEMENT BONDED - 15000 PSI 15
ROTARY & VIBRATOR HOSE CEMENT CRIMPED POWERSPIRAL™ 16

CHOKE AND KILL & WELL-CONTROL HOSE ASSEMBLIES (API 16C) 17
HYDRAULIC TENSIONER & COMPENSATOR HOSE ASSEMBLIES. 18
FRAC HOSE ASSEMBLIES 19
BLOWOUT PREVENTER HOSE MEGASHIELD™ 5000 HOSE ASSEMBLIES 20
QC47 COUPLING QC47 QUICK CONNECT COUPLING 21

LOW PRESSURE TRANSFER HOSE 22

WATER
LOW PRESSURE OILFIELD HOSE FLAMESHIELD 23
WATER (DISCHARGE) BLACK GOLD DRILL WATER 300D 24
WATER (SUCTION/DISCHARGE) BLACK GOLD DRILL WATER 300SD 25
OILFIELD SERVICE BLACK GOLD™ OILFIELD SERVICE 400D 26

PETROLEUM TRANSFER
BLACK GOLD FUEL 300D (DISCHARGE) 27
BLACK GOLD FUEL 300SD (SUCTION/DISCHARGE) 28

MATERIAL HANDLING
BLACK GOLD MUD & OIL 300D (DISCHARGE) 29
BLACK GOLD MUD & OIL 300SD (SUCTION/DISCHARGE) 30
BLACK GOLD BULK MATERIAL 300D (DISCHARGE) 31
BLACK GOLD BULK MATERIAL 300SD (SUCTION/DISCHARGE) 32
BLACK GOLD POTABLE WATER 300D (DISCHARGE) 33
BLACK GOLD POTABLE WATER 300SD (SUCTION/DISCHARGE). 34

LEGAL 36

DEMAND MORE DEMAND GATES

In the toughest of conditions, oil rig operatives need parts that won't let them down, from a supplier that won't let them down. One that will not fail under pressure.

They need a provider like Gates: because when our customers demand more, we deliver – every time. With unsurpassed quality, in industry-leading lead times.

RECEIVE UNPARALLELED QUALITY

At Gates, we prioritise quality and safety above all else. Our products undergo rigorous on-site testing to ensure uncompromising quality, providing you with the peace of mind you deserve.

With the understanding that failure is not an option in demanding, high-performance applications, our API (American Petroleum Institute) - certified products are designed to meet these needs continuously, day and night.

Trust in the Gates Black Gold legacy to deliver excellence in performance and safety.

RECEIVE UNMATCHED SPEED

We understand that quality alone is not enough; prompt delivery is crucial. That is why our commitment to innovative technology is at the centre of everything we do: our cutting-edge retroactive bonding (RAB) and state-of-the-art crimp technologies allow us to shorten lead times considerably.

Increase your uptime and productivity with standard delivery times that are faster than our competitors. Products delivered at the right time, every time.

RECEIVE UNCOMPROMISING RELIABILITY

In the realm of offshore oil rig operations, where demands are high, it's reassuring to have a nearby supplier that can precisely meet your needs when you need it most.

Our strong global presence is rooted in a regional approach that allows you to benefit from the proximity of production and service facilities worldwide.

You can rely on a close-by parts provider without compromising on expertise, which remains unmatched in the industry.

GLOBAL STRENGTH, LOCAL PRESENCE

Gates Oil & Gas USA
7603 Prairie Oak Dr Suite 190,
Houston, TX 77086

Gates Oil & Gas U.K.
Bassington Dr, Cramlington
NE23 8AS, U.K.

Gates Engineering & Services FZCO
Plot No. S20110 Jebel Ali Free
Zone (South) Dubai 61046
United Arab Emirates

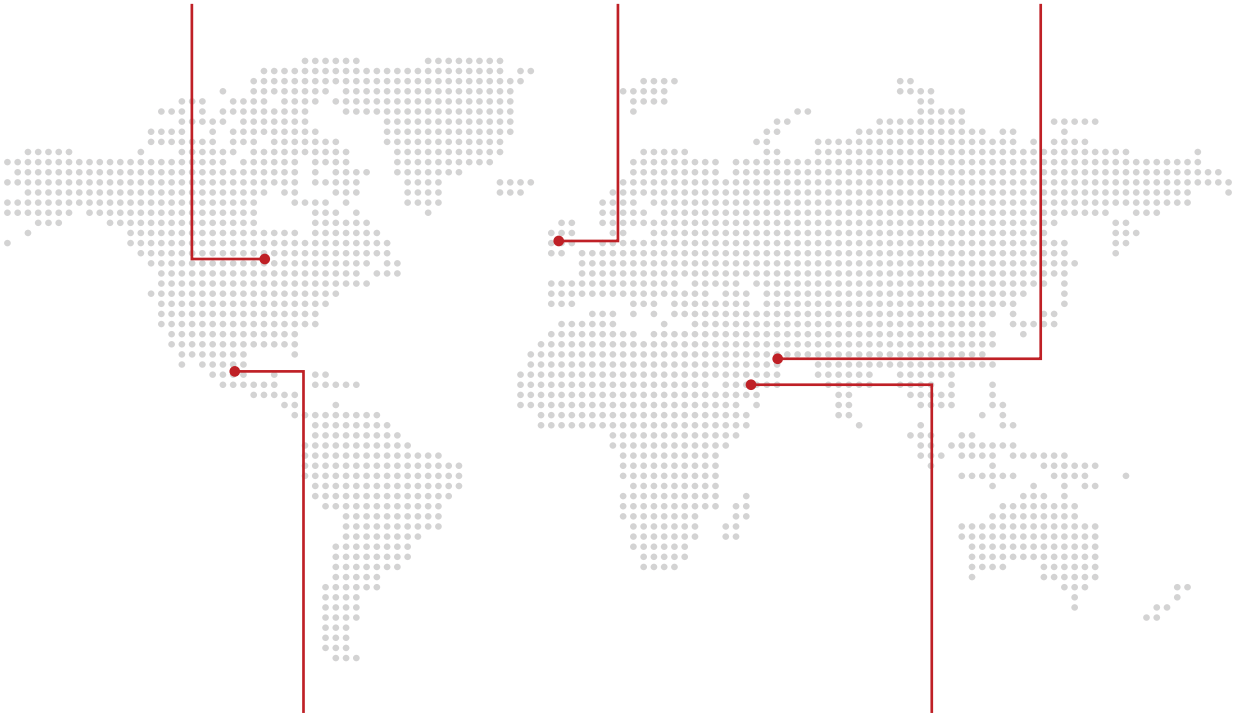

Gates Engineering & Services Mexico SA
Carretera Reforma Dos Bocas KM.
17+920R/a Pechucalco 2da. Seccion
Cunduacan, Tabasco 86690 Mexico

Gates Engineering & Services CJSC EIDB6369
Building No 6369
District No 3136 Dhahran 34321
Kingdom Of Saudi Arabia

DEMAND THE COMPLETE PACKAGE PARTNER WITH GATES EVERY STEP OF THE WAY

By selecting Gates, you not only opt for unparalleled quality and performance but also gain the advantage of a supplier offering ongoing assistance throughout the lifecycle of our products.

ON-LOCATION SITE SURVEYS

Gates specialists can visit your location and perform a full, onsite application requirement (and risk assessment). This includes in-situ visible inspection of your critical hose assembly, full product inventory, and scheduled maintenance analysis.

Upon completion, you will receive a detailed component bill of materials by location and operating system to support ongoing compliance and safety reviews, with recommended replacement intervals to avoid unplanned downtime.



QUICK DELIVERY & ON-HAND INVENTORY

Gates excels at providing what you need when you need it. We combine a fully stocked component inventory with revolutionary bonding technology to cut delivery times in half. Ensure your facility's uptime and productivity by partnering up with Gates for the industry's best lead times, meeting all your urgent requirements.

INSPECTION, MAINTENANCE & REPAIR (IMR)

A successful equipment maintenance program begins with Inspection, Maintenance & Repair (IMR) Services from Gates. Gates IMR Services provide periodic inspection and thorough testing of your oil drilling and service hoses, ensuring your critical hose assemblies meet all regulatory standards and certifications.

Gates IMR includes a visual inspection through an endoscopic hose analysis and a thorough internal and external hose cleaning, with a pass/fail rating at every stage. Your Gates hose assembly expert then performs any necessary hose maintenance, recommends component replacements, and runs a hydrostatic test to ensure the integrity of the hose meets the demands of your flexible pipe or hose assembly application.

HOSES - EXPLANATION OF SYMBOLS

INSIDE DIAMETER	OUTSIDE DIAMETER	TEST PRESSURE

RATED WORKING PRESSURE	MAXIMUM WORKING PRESSURE	MINIMUM BURST PRESSURE

VACUUM	MINIMUM BEND RADIUS	API GRADE

TEST FACTOR	WEIGHT	MAX HOSE LENGHT

REFERENCE HOSE	NOTE

END CONNECTION OPTIONS



API HUB CLAMP

HAMMER UNIONS

API HUB

API FLANGE ENDS

HIGH PRESSURE

OILFIELD HOSE ASSEMBLIES

MUD & CEMENT HOSE ASSEMBLIES (API 7K) - GRADE D

ROTARY & VIBRATOR HOSE MUD BONDED

mm	in.		bar	psi	bar	psi		mm	in.	m	ft.	kg/m	lb./ft.	
51	2	D	345	5000	517	7500	2.5	92	3.62	0.9	2.95	11	7.39	
64	2.5	D	345	5000	517	7500	2.5	104	4.09	0.9	2.95	12.8	8.60	
76	3	D	345	5000	517	7500	2.5	121	4.76	1.2	3.93	17.7	11.89	*
89	3.5	D	345	5000	517	7500	2.5	133	5.24	1.4	4.59	20	13.44	*
102	4	D	345	5000	517	7500	2.5	146	5.74	1.4	4.59	22.15	14.88	*
127	5	D	345	5000	517	7500	2.5	197	7.76	1.5	4.92	53.1	35.68	
152	6	D	345	5000	517	7500	2.5	222	8.74	1.8	5.9	61.2	41.12	*

* Avaliable with operating temperature -25°C to +121°C.

APPLICATION	Flexible connection between standpipe and top drive or between pump and standpipe for pumping mud at extra high pressure in oil drilling and exploration work.
CONSTRUCTION	Bore: Smooth bore, full bore
	Tube: Nitrile Butadiene Rubber (NBR) Hydrogenated Nitrile Butadiene Rubber (HNBR)
	Reinforcement: Multiple layers of textile fabric and steel cable
	Cover: Polychloroprene rubber (PCR)
TEMPERATURE	NBR liner: -25°C to +100°C (-13°F to +212°F) HNBR liner: -25°C to +121°C (-13°F to +249.8°F)
STANDARDS	API 7K 6th Edition FSL1 and FSL2, ISO 47693, ABS Type Approvals
COUPLINGS	Bonded (FSL2)
MAXIMUM AVAILABLE LENGTH	60 m

MUD & CEMENT HOSE ASSEMBLIES (API 7K) - GRADE E

ROTARY & VIBRATOR HOSE MUD BONDED

mm	in.		bar	psi	bar	psi		mm	in.	m	ft.	kg/m	lb./ft.	
64	2.5	E	517	7500	776	11250	2.5	131	5.16	1.2	3.93	31	20.83	
76	3	E	517	7500	776	11250	2.5	142	5.59	1.2	3.93	34.9	23.45	*
89	3.5	E	517	7500	776	11250	2.5	154	6.06	1.4	4.59	38.8	26.07	*
102	4	E	517	7500	776	11250	2.5	188	7.4	1.5	4.92	61.8	41.53	* / **
102	4	E	517	7500	776	11250	2.5	170	6.69	1.3	4.26	44.2	29.70	***
127	5	E	517	7500	776	11250	2.5	206	8.11	1.8	5.9	63.8	42.87	

* Avaliable with operating temperature -25°C to +121°C.
** Only HNBR available.
*** Flexible hose between the riser and manifold or around the ball joint of offshore drilling rigs.
Specially designed to withstand flexing and high pressures encountered in offshore applications.

APPLICATION	Flexible connection between standpipe and top drive or between pump and standpipe for pumping mud at extra high pressure in oil drilling and exploration work.
CONSTRUCTION	Bore: Smooth bore, full bore
	Tube: Nitrile Butadiene Rubber (NBR) Hydrogenated Nitrile Butadiene Rubber (HNBR)
	Reinforcement: Multiple layers of textile fabric and steel cable
	Cover: Polychloroprene rubber (PCR)
TEMPERATURE	NBR liner: -25°C to +100°C (-13°F to +212°F) HNBR liner: -25°C to +121°C (-13°F to +249.8°F)
STANDARDS	API 7K 6th Edition FSL1 and FSL2, ISO 47693, ABS Type Approvals
COUPLINGS	Bonded (FSL2)
MAXIMUM AVAILABLE LENGTH	60 m

MUD & CEMENT HOSE ASSEMBLIES (API 7K) - GRADE D

ROTARY & VIBRATOR HOSE MUD CRIMPED

mm	in.		bar	psi	bar	psi		mm	in.	m	ft.	kg/m	lb./ft.	
51	2	D	345	5000	517	7500	2.5	92	3.62	0.9	2.95	11	7.39	
64	2.5	D	345	5000	517	7500	2.5	104	4.09	0.9	2.95	12.8	8.60	
76	3	D	345	5000	517	7500	2.5	121	4.76	1.2	3.93	17.7	11.89	*
89	3.5	D	345	5000	517	7500	2.5	133	5.23	1.4	4.59	20	13.44	*

* Avaliable with operating temperature -25°C to +121°C.

APPLICATION	Flexible connection between standpipe and top drive or between pump and standpipe for pumping mud at extra high pressure in oil drilling and exploration work.
CONSTRUCTION	Bore: Smooth bore
	Tube: Nitrile Butadiene Rubber (NBR) Hydrogenated Nitrile Butadiene Rubber (HNBR)
	Reinforcement. Multiple layers of textile fabric and steel cable
	Cover: Polychloroprene rubber (PCR)
TEMPERATURE	NBR liner: -25°C to +100°C (-13°F to +212°F) HNBR liner: -25°C to +121°C (-13°F to +249.8°F)
STANDARDS	API 7K 6th Edition FSL1 and FSL2, ISO 47693, ABS Type Approvals
COUPLINGS	Crimped (FSL1)
MAXIMUM AVAILABLE LENGTH	60 m

MUD & CEMENT HOSE ASSEMBLIES (API 7K) - GRADE E

ROTARY & VIBRATOR HOSE MUD CRIMPED

mm	in.		bar	psi	bar	psi		mm	in.	m	ft.	kg/m	lb./ft.	
76	3	E	517	7500	776	11250	2.5	142	5.59	1.2	3.93	34.9	23.45	*
89	3.5	E	517	7500	776	11250	2.5	154	6.06	1.4	4.59	38.8	26.07	*
102	4	E	517	7500	776	11250	2.5	170	6.69	1.3	4.26	44.2	29.70	

* Avaliable with operating temperature -25°C to +121°C.

APPLICATION	Flexible connection between standpipe and top drive or between pump and standpipe for pumping mud at extra high pressure in oil drilling and exploration work.
CONSTRUCTION	Bore: Smooth bore
	Tube: Nitrile Butadiene Rubber (NBR) Hydrogenated Nitrile Butadiene Rubber (HNBR)
	Reinforcement. Multiple layers of textile fabric and steel cable
	Cover: Polychloroprene rubber (PCR)
TEMPERATURE	NBR liner: -25°C to +100°C (-13°F to +212°F) HNBR liner: -25°C to +121°C (-13°F to +249.8°F)
STANDARDS	API 7K 6th Edition FSL1 and FSL2, ISO 47693, ABS Type Approvals
COUPLINGS	Crimped (FSL1)
MAXIMUM AVAILABLE LENGTH	60 m

MUD & CEMENT HOSE ASSEMBLIES (API 7K) - 5000 PSI

ROTARY & VIBRATOR HOSE CEMENT BONDED

mm	in.	bar	psi	bar	psi		mm	in.	m	ft.	kg/m	lb./ft.
51	2	345	5000	517	7500	2.5	92	3.62	0.9	2.95	11	7.39
64	2.5	345	5000	517	7500	2.5	104	4.09	0.9	2.95	12.8	8.60
76	3	345	5000	517	7500	2.5	121	4.76	1.2	3.93	17.7	11.89
89	3.5	345	5000	517	7500	2.5	133	5.23	1.4	4.59	20	13.44

APPLICATION	Used as a flexible connection between the cementing pump manifold and cementing head for conveyance of cement slurries at high pressure.
CONSTRUCTION	Bore: Smooth bore
	Tube: Nitrile Butadiene Rubber (NBR)
	Reinforcement: Multiple layers of textile fabric and steel cable
	Cover: Polychloroprene rubber (PCR)
TEMPERATURE	-25°C to +100°C (-13°F to +212°F)
STANDARDS	API 7K 6th Edition FSL 0, ISO 47693, ABS Type Approvals
COUPLINGS	Bonded
MAXIMUM AVAILABLE LENGTH	60 m

MUD & CEMENT HOSE ASSEMBLIES (API 7K) - 10000 PSI

ROTARY & VIBRATOR HOSE CEMENT BONDED

mm	in.	bar	psi	bar	psi		mm	in.	m	ft.	kg/m	lb./ft.	
51	2	689	10000	1034	15000	2.25	108	4.25	1.2	3.93	20.7	13.91	*
64	2.5	689	10000	1034	15000	2.25	131	5.15	1.2	3.93	31	20.83	
76	3	689	10000	1034	15000	2.25	142	5.59	1.5	4.92	34.9	23.45	*
102	4	689	10000	1034	15000	2.25	187	7.36	1.4	4.59	61	40.99	

* Avaliable with operating temperature -25°C to +121°C.

APPLICATION	Used as a flexible connection between the cementing pump manifold and cementing head for conveyance of cement slurries at high pressure.
CONSTRUCTION	Bore: Smooth bore, full bore
	Tube: Nitrile Butadiene Rubber (NBR) Hydrogenated Nitrile Butadiene Rubber (HNBR)
	Reinforcement: Multiple layers of textile fabric and steel cable
	Cover: Polychloroprene rubber (PCR)
TEMPERATURE	NBR liner: -25°C to +100°C (-13°F to +212°F) HNBR liner: -25°C to +121°C (-13°F to +249.8°F)
STANDARDS	API 7K 6th Edition FSL 0, ISO 47693, ABS Type Approvals
COUPLINGS	Bonded
MAXIMUM AVAILABLE LENGTH	60 m

MUD & CEMENT HOSE ASSEMBLIES (API 7K) - 15000 PSI

ROTARY & VIBRATOR HOSE CEMENT BONDED

mm	in.	bar	psi	bar	psi		mm	in.	m	ft.	kg/m	lb./ft.	
51	2	1034	15000	1551	22500	2.25	139	5.47	1.4	4.59	43.6	29.30	*
76	3	1034	15000	1551	22500	2.25	167	6.57	1.2	3.93	57.6	38.71	*

* Avaliable with operating temperature -25°C to +121°C.

APPLICATION	Used as a flexible connection between the cementing pump manifold and cementing head for conveyance of cement slurries at high pressure.
CONSTRUCTION	Bore: Smooth bore, full bore
	Tube: Nitrile Butadiene Rubber (NBR) Hydrogenated Nitrile Butadiene Rubber (HNBR)
	Reinforcement: Multiple layers of textile fabric and steel cable
	Cover: Polychloroprene rubber (PCR)
TEMPERATURE	NBR liner: -25°C to +100°C (-13°F to +212°F) HNBR liner: -25°C to +121°C (-13°F to +249.8°F)
STANDARDS	API 7K 6th Edition FSL 0, ISO 47693, ABS Type Approvals
COUPLINGS	Bonded
MAXIMUM AVAILABLE LENGTH	60 m

MUD & CEMENT HOSE ASSEMBLIES (API 7K)

ROTARY & VIBRATOR HOSE CEMENT CRIMPED POWERSPIRAL

mm	in.	bar	psi	bar	psi		mm	in.	m	ft.	kg/m	lb./ft.
38	1 1/2	689	10000	1034	15000	2.25	58	2.28	0.508	1.67	4.59	3.09
51	2	345	5000	517	7500	2.5	71	2.80	0.914	3.00	6.89	4.63
51	2	689	10000	1034	15000	2.25	71	2.80	0.914	3.00	6.89	4.63

APPLICATION	Used as a flexible connection between the cementing pump manifold and cementing head for conveyance of cement slurries at high pressure.
CONSTRUCTION	Tube: Nitrile Butadiene Rubber (NBR)
	Reinforcement: Multiple layers of spiraled high tensile steel wire
	Cover: 5000 PSI: Type A - Chloroprene - Black - 10000 PSI: Type L MegaTuff™ - Black with orange stripe
TEMPERATURE	-20°C to +100°C (-4°F to +212°F)
STANDARDS	API 7K 6th Edition FSL 0, ISO 47693
COUPLINGS	Crimped
MAXIMUM AVAILABLE LENGTH	200 ft.
CAUTION	Field welding of couplings is not recommended.

CHOKE AND KILL & WELL-CONTROL

HOSE ASSEMBLIES (API 16C)

mm	in.	bar	psi	bar	psi		mm	in.	m	ft.	kg/m	lb./ft.
51	2	345	5000	517	7500	2.25	141	5.55	0.9	2.95	35	23.52
51	2	689	10000	1034	15000	2.25	148	5.83	1.2	3.93	41.2	27.69
51	2	1034	15000	1551	22500	2.25	187	7.36	1.6	5.24	66.95	44.99
64	2.5	689	10000	1034	15000	2.25	158	6.22	1.5	4.92	52.1	35.01
76	3	345	5000	517	7500	2.25	165	6.50	1.2	3.93	46.6	31.31
76	3	689	10000	1034	15000	2.25	183	7.20	1.5	4.92	66.9	44.95
76	3	1034	15000	1551	22500	2.25	208	8.19	1.6	5.24	98.8	66.39

APPLICATION	Flexible hose between the riser and manifold or around the ball joint of offshore drilling rigs. Specially designed to withstand flexing and high pressures encountered in offshore applications.
CONSTRUCTION	Bore: Rough bore, full bore
	Tube: Stripwound and HNBR
	Reinforcement: Multiple layers of textile fabric and steel cable
	Cover: Polychloroprene rubber (PCR)
TEMPERATURE	-25°C to +100°C (-13°F to +212°F)
STANDARDS	API 16C latest Edition FSL3, ISO 47693, ABS Type Approvals
COUPLINGS	Bonded
MAXIMUM AVAILABLE LENGTH	60 m

HYDRAULIC TENSIONER & COMPENSATOR HOSE ASSEMBLIES

mm	in.	bar	psi	bar	psi		mm	in.	m	ft.	kg/m	lb./ft.
152.4	6	207	3000	310	4500	2.5	246.5	9.7	1.8	5.9	87.6	58.86
203.2	8	207	3000	310	4500	2.5	298	11.73	1.8	5.9	102	68.54

APPLICATION	Hydraulic Riser Tensioner Hose.
CONSTRUCTION	Bore: Rough bore, full bore
	Tube: Stripwound and HNBR
	Reinforcement: Multiple layers of textile fabric and steel cable
	Cover: Polychloroprene rubber (PCR)
TEMPERATURE	-25°C to +100°C (-13°F to +212°F)
COUPLINGS	Bonded
MAXIMUM AVAILABLE LENGTH	26 m

FRAC HOSE ASSEMBLIES

mm	in.	bar	psi	bar	psi		mm	in.	m	ft.	kg/m	lb./ft.
50.8	2	1034	15000	1551	22500	2	118	4.65	1	3.28	27.1	18.21
63.5	2.5	1034	15000	1551	22500	2	130	5.12	1	3.28	30.9	20.76
76.2	3	1034	15000	1551	22500	2	160	6.30	1.1	3.61	49.7	33.40
127	5	1034	15000	1551	22500	2	238	9.37	1.6	5.25	108.6	72.98
152.4	6	1034	15000	1551	22500	2	264	10.39	1.6	5.25	123.5	82.99
177.8	7	827	12000	1241	18000	2	284	11.18	1.8	5.91	134.3	90.25

APPLICATION	Fracking operations.
CONSTRUCTION	Bore: Smooth bore, full bore
	Tube: HNBR
	Reinforcement: Multiple layers of textile fabric and steel cable
	Cover: Polychloroprene rubber (PCR)
TEMPERATURE	-25°C to +100°C (-13°F to +212°F)
COUPLINGS	Bonded
MAXIMUM AVAILABLE LENGTH	60 m

BLOWOUT PREVENTER

HOSE MEGASHIELD 5000 HOSE ASSEMBLIES

mm	in.	bar	psi	bar	psi		mm	in.	mm	in.	kg/m	
6.3	1/4	345	5000	1380	20000	4	19.6	0.77	100	4	0.55	4BOP MEGASHIELD 5000
9.5	3/8	345	5000	1380	20000	4	23.5	0.93	125	5	0.77	6BOP MEGASHIELD 5000
12.7	1/2	345	5000	1380	20000	4	26.7	1.05	180	7	0.94	8BOP MEGASHIELD 5000
19	3/4	345	5000	1380	20000	4	35.1	1.38	240	9.5	1.56	12BOP MEGASHIELD 5000
25.4	1	345	5000	1380	20000	4	42.4	1.67	300	12	2.63	16BOP MEGASHIELD 5000
31.7	1 1/4	345	5000	1380	20000	4	53.6	2.11	420	16.5	3.97	20BOP MEGASHIELD 5000
38	1 1/2	345	5000	1380	20000	4	61.2	2.41	500	20	5.36	24BOP MEGASHIELD 5000
51	2	345	5000	1380	20000	4	75.2	2.96	635	25	8.53	32BOP MEGASHIELD 5000

APPLICATION	Blow out preventer (BOP) systems requiring high pressure, high temperature and flame resistant control lines certified to API 16D and Lloyds 1000/499 fire test for five minutes at 1300°F (704°C).
CONSTRUCTION	Bore: Smooth
	Tube: Black, oil resistant Nitrile
	Reinforcement: Multiple alternating layers of braided or spiraled, high-tensile steel wire
	Cover: Fiberglass loaded, red, oil and abrasion resistant Chloroprene
TEMPERATURE	-40°C to +100°C (-40°F to +212°F)
STANDARDS	API 16D specifications and Lloyd's 1000/499 fire test – 5 minutes at 704°C (1300°F). Gates fire resistant BOP assemblies have been certified by Lloyd's Registry.
COUPLINGS	Crimped couplings with over-ferrule fire protection
DESIGN FACTOR	4:1

QC47 COUPLING

QC47 QUICK CONNECT COUPLING

SIZES	1/4 TO 2"
PRESSURE	5,000 psi for 1/4" to 1-1/4"
	3,000 psi for 1-1/2" & 2" (in Stainless Steel 316)
	5,000 psi for 1-1/2" & 2" (in special Alloy Steel)
MATERIALS	Standard Stainless Steel 316 & Carbon Steel
	Also available in other materials upon request
END TERMINATIONS	Male and Female body ends threaded NPT Female to ANSI B1.20.1
TYPICAL APPLICATION	Hydraulic control for blowout preventer stacks

LOW PRESSURE

TRANSFER HOSE ASSEMBLIES

LOW PRESSURE OILFIELD HOSE

FLAMESHIELD

mm	in.	bar	psi	bar	psi		mm	in.	mm	in.	kg/m
101.6	4.00	20	290	100	1450	5	145	5.7	700	27.5	11.6
152.4	6.00	20	290	100	1450	5	188	7.4	1150	45.3	17.8
203.2	8.00	20	290	100	1450	5	238	9.4	1150	45.3	23.4
254	10.00	20	290	100	1450	5	292	11.5	1350	53.1	30.6

APPLICATION	High temperature and flame resistant control lines certified to ISO 15540/15541 fire test (ABS/DNV).
TEMPERATURE	-25°C to +100°C (-13°F to +212°F)
CONSTRUCTION	Bore: Smooth
	Tube: Black, oil resistant Nitrile
	Reinforcement: Multiple alternating layers of high-tensile steel wire
	Cover: Fiberglass loaded, red, oil and abrasion resistant PCR
STANDARDS	ISO 15540/15541
COUPLINGS	Crimped couplings with over-ferrule fire protection
DESIGN FACTOR	5:1

WATER (DISCHARGE)

BLACK GOLD DRILL WATER 300D

mm	in.	mm	in.	bar	psi	bar	psi	kg/ft.	lb./ft.	ft.	Pack	
51	2	66	2.58	20.7	300	62	900	0.4	1	200	Pall - C1	3137-1280
76	3	92	3.64	20.7	300	62	900	0.8	1.7	200	Pall - C1	3137-1281
102	4	118	4.64	20.7	300	62	900	1	2.3	200	Pall - C1	3137-1282
127	5	147	5.78	20.7	300	62	900	1.6	3.5	200	Pall - C1	3137-1283
152	6	173	6.82	20.7	300	62	900	2	4.3	200	Pall - C1	3137-1284

APPLICATION	Transfer of non-potable water or liquids not containing oils or chemicals from a supply ship to an offshore drilling rig or platform. Various water-based transfer applications for offshore or onshore work sites. The heavy duty reinforcement is designed to survive extreme oilfield application requirements. The specially compounded cover material is designed to withstand the harshest environment including abrasion and weathering.
TEMPERATURE	-40°C to +66°C (-40°F to +150°F)
CONSTRUCTION	Tube: Type P (EPDM)
	Reinforcement: Synthetic, high tensile textile
	Cover: Type P (EPDM)
STANDARDS	ABS Type Approval for 2-5” ID
COUPLINGS	Crimped or swaged couplings
DESIGN FACTOR	3:1

WATER (SUCTION/DISCHARGE)

BLACK GOLD DRILL WATER 300SD

mm	in.	mm	in.	bar	psi	bar	psi	Hg	mm	in.	kg/ft.	lb./ft.	ft.	Pack	
51	2	65	2.55	20.7	300	82.7	1200	30	305	12	0.5	1.2	200	Pall - C1	4686-0028
76	3	95	3.74	20.7	300	82.7	1200	30	610	24	1.2	2.6	200	Pall - C1	4686-0029
102	4	123	4.85	20.7	300	82.7	1200	30	762	30	1.4	3.2	200	Pall - C1	4686-0030
127	5	156	6.14	20.7	300	82.7	1200	30	914	48	2	4.4	200	Pall - C1	4686-0027
152	6	188	7.4	20.7	300	82.7	1200	30	1016	60	3.5	7.8	200	Pall - C1	4686-0032

APPLICATION	Transfer of non-potable water or liquids not containing oils or chemicals from a supply ship to an offshore drilling rig or platform. Various water-based transfer applications for offshore or onshore work sites. The heavy duty reinforcement is designed to survive extreme oilfield application requirements. The specially compounded cover material is designed to withstand the harshest environment including abrasion and weathering.
TEMPERATURE	-40°C to +66°C (-40°F to +150°F)
CONSTRUCTION	Tube: Type P (EPDM)
	Reinforcement: Synthetic, high tensile textile with steel wire helix
	Cover: Type P (EPDM)
STANDARDS	ABS Type Approval for 2-5" ID
COUPLINGS	Crimped or swaged couplings
DESIGN FACTOR	4:1

OILFIELD SERVICE

BLACK GOLD OILFIELD SERVICE 400D

mm	in.	mm.	in.	Bar	PSI	Bar	PSI	Hg	mm	in.	kg/ft	lb/ft	ft	Pack	
Chloroprene Cover Megatuff™ UHMWPE Cover (Abrasion-resistant)															
51	2	69	2.7	27.6	400	110.3	1600	10			0.7	1.5	200	PLT - T	4110-0715
76.2	3	93	3.67	27.6	400	110.3	1600	10			1	2.1	200	PLT - T	4110-0716
101.6	4	123	4.83	27.6	400	110.3	1600	10			1.6	3.4	200	PLT - T	4110-0717
Megatuff UHMWPE Cover (Abrasion-resistant)															
76.2	3	93.2	3.68	27.6	400	110.3	1600	10	22	558.8	0.7	1.5	100	PLT - T	4110-1107
76.2	3	93.2	3.68	27.6	400	110.3	1600	10	22	558.8	0.7	1.5	200	PLT - T	4110-1101
101.6	4	122.9	4.84	27.6	400	110.3	1600	10	30	762	1.6	3.4	100	PLT - T	4110-1108
101.6	4	122.9	4.84	27.6	400	110.3	1600	10	30	762	1.6	3.4	200	PLT - T	4110-1102
Ultrabrasion															
76.2	3	92.7	3.66	27.6	400	110.3	1600	10	22	558.8	0.9	2	100	PLT - T	4110-1101
101.6	4	122.2	4.8	27.6	400	110.3	1600	10	30	762	1.5	3.4	100	PLT - T	4110-1108

APPLICATION	Transfer of water, petroleum-based fluids, dilute acids, chemicals and abrasive slurries used in oil and gas well stimulation and fracking. Transfer of refined fuels (commercial gasoline, diesel fuel) oils and other petroleum products. Transfer hoses are designed for intermittent contact with refined fuels and must be drained after use. Ideal for offshore/onshore dock hose transfer applications involving suction and discharge service for diesel oils and other similar petroleum products where an extremely light-weight, hardwall, flexible hose with a high rated working pressure and a small minimum bend radius is required. For Bio-Diesel and other alternative fuel applications, see Fuel Master™ XTreme™. Petroleum transfer hoses may be used with all grades of Bio-Diesel only if the exposure is intermittent and the hose is drained between uses.
TEMPERATURE	-40°C to +82°C (-40°F to +180°F)
CONSTRUCTION	Tube: Type C (Nitrile)
	Reinforcement: Synthetic, high tensile textile with static wire
	Cover: Type A (Chloroprene) Type L (Ultra High Molecular Weight Polyethylene) Megatuff UHMWPE Type C4 (Carboxylated Nitrile) Black with Red Stripe, Yellow Carboxylated Nitrile (C4) Wear Indicator Layer
STANDARDS	Tube: ARPM (Class A) Nitrile for high oil resistance
COUPLINGS	Interlocking ground or washer Joint, permanent swaged or crimped coupling
DESIGN FACTOR	4:1
CAUTION	Do not convey fueld over +49°C (+120°F)

PETROLEUM TRANSFER (DISCHARGE)

BLACK GOLD FUEL 300D

mm	in.	mm	in.	bar	psi	bar	psi	Hg	mm	in.	kg/ft.	lb./ft.	ft.	Pack	
51	2	68	2.66	20.7	300	82.7	1200	10	356	14	0.8	1.8	200	PLT - T	4110-0701
64	2.5	80	3.16	20.7	300	82.7	1200	10	432	17	1	2.2	200	PLT - T	4110-0704
76	3	94	3.7	20.7	300	82.7	1200	10	533	21	1.1	2.5	200	PLT - T	4110-0707
102	4	119	4.7	20.7	300	82.7	1200	10	711	28	1.4	3.1	200	PLT - T	4110-0710
127	5	148	5.84	20.7	300	82.7	1200	10	889	35	2	4.5	200	PLT - T	4110-0713
152	6	174	6.84	20.7	300	82.7	1200	10	1168	46	2.2	4.9	100	PLT - T	4110-0016
152	6	174	6.84	20.7	300	82.7	1200	10	1168	46	2.2	4.9	200	PLT - T	4110-0017

APPLICATION	Built for the transfer of water, petroleum based fluids, dilute acids, chemicals and abrasive slurries. Ideal for onshore and offshore refined fuel transfer.
TEMPERATURE	-40°C to +82°C (-40°F to +180°F)
CONSTRUCTION	Tube: Type C (Nitrile)
	Reinforcement: Synthetic, high tensile textile with static wire
	Cover: Type A (Chloroprene)
STANDARDS	Tube: ARPM (Class-A) - High Oil Resistance
COUPLINGS	Interlocking ground or washer Joint, permanent swaged or crimped coupling. Internal Expansion Brass for 2” & 2.1/2”.
DESIGN FACTOR	4:1

PETROLEUM TRANSFER (SUCTION/DISCHARGE)

BLACK GOLD FUEL 300SD

mm	in.	mm	in.	bar	psi	bar	psi	Hg	mm	in.	kg/ft.	lb./ft.	ft.	Pack	
51	2	65	2.78	20.7	300	82.7	1200	30	305	12	0.9	1.9	200	Pall - C1	4688-0584
76	3	95	3.86	20.7	300	82.7	1200	30	610	24	1.5	3.2	200	Pall - C1	4688-0585
102	4	123	4.87	20.7	300	82.7	1200	30	762	30	1.9	4.1	200	Pall - C1	4688-0587
152	6	188	7.07	20.7	300	82.7	1200	30	1016	40	3.4	7.6	200*	Pall - C1	4688-0588

* 100 ft standard pack also available.

APPLICATION	Built for the transfer of water, petroleum based fluids, dilute acids, chemicals and abrasive slurries. Ideal for onshore and offshore refined fuel transfer.
TEMPERATURE	-40°C to +66°C (-40°F to +150°F)
CONSTRUCTION	Tube: Type C (Nitrile)
	Reinforcement: Synthetic, high tensile textile with steel wire helix
	Cover: Type A (Chloroprene)
STANDARDS	Tube: ARPM (Class-A) - High Oil Resistance
COUPLINGS	Interlocking ground or washer Joint, permanent swaged or crimped coupling
DESIGN FACTOR	4:1

MATERIAL HANDLING (DISCHARGE)

BLACK GOLD MUD & OIL 300D

mm	in.	mm	in.	bar	psi	bar	psi	Hg	kg/ft.	lb./ft.	ft.	Pack	
51	2	67	2.62	20.7	300	82.7	1200	10	0.5	1.1	200	Pall - C1	3150-0503
76	3	92	3.62	20.7	300	82.7	1200	10	0.9	1.9	200	Pall - C1	3150-0504
102	4	117	4.62	20.7	300	82.7	1200	10	1.1	2.4	200	Pall - C1	3150-0505
127	5	150	5.92	20.7	300	82.7	1200	10	2.0	4.4	100	Pall - C1	3150-0509
152	6	176	6.92	20.7	300	82.7	1200	10	2.4	5.3	100	Pall - C1	3150-0508

APPLICATION	Transfer of abrasive, water based and petroleum based drilling fluids from a supply ship to an offshore drilling rig or platform; and for transfer applications on offshore or onshore drilling rigs or platforms. The nitrile tube material is designed to provide chemical resistance to petroleum based fluids. It uses the same tube compound as Gates Black Gold Grade D & E Rotary & Vibrator hoses. The heavy duty reinforcement is designed to survive extreme oilfield application requirements. The polychloroprene cover material is designed to withstand the harshest offshore environment including abrasion, weathering (cracks) and extra chemical resistance for any petroleum products that may come in contact with the cover.
TEMPERATURE	-40°C to +82°C (-40°F to +180°F)
CONSTRUCTION	Tube: Type C (Nitrile)
	Reinforcement: Synthetic, high tensile textile with static wire
	Cover: Type A (Chloroprene)
STANDARDS	ABS type approval. Tube: ARPM (Class-A) - High Oil Resistance
COUPLINGS	Crimped or swaged couplings
DESIGN FACTOR	4:1

MATERIAL HANDLING (SUCTION/DISCHARGE)

BLACK GOLD MUD & OIL 300SD

mm	in.	mm	in.	bar	psi	bar	psi	Hg	mm	in.	kg/ft.	lb./ft.	ft.	Pack	
51	2	69	2.72	20.7	300	82.7	1200	30	610	24	0.9	1.9	200	Pall - C1	4689-0001
76	3	98	3.85	20.7	300	82.7	1200	30	813	32	1.3	2.8	200	Pall - C1	4689-0005
102	4	124	4.89	20.7	300	82.7	1200	30	1067	42	2.0	4.5	200	Pall - C1	4689-0002
127	5	154	6.06	20.7	300	82.7	1200	30	1295	51	2.7	6.0	100	Pall - C1	4689-0006
152	6	180	7.07	20.7	300	82.7	1200	30	1524	60	3.9	8.6	100	Pall - C1	4689-0007

APPLICATION	Transfer of abrasive, water based and petroleum based drilling fluids from a supply ship to an offshore drilling rig or platform; and for transfer applications on offshore or onshore drilling rigs or platforms. The nitrile tube material is designed to provide chemical resistance to petroleum based fluids. It uses the same tube compound as Gates Black Gold Grade D & E Rotary & Vibrator hoses. The heavy duty reinforcement is designed to survive extreme oilfield application requirements. The polychloroprene cover material is designed to withstand the harshest offshore environment including abrasion, weathering (cracks) and extra chemical resistance for any petroleum products that may come in contact with the cover.
TEMPERATURE	-40°C to +82°C (-40°F to +180°F)
CONSTRUCTION	Tube: Type C (Nitrile)
	Reinforcement: Synthetic, high tensile textile with steel wire helix
	Cover: Type A (Chloroprene)
STANDARDS	ABS type approval. Tube: ARPM (Class-A) - High Oil Resistance
COUPLINGS	Crimped or swaged couplings
DESIGN FACTOR	4:1

MATERIAL HANDLING (DISCHARGE)

BLACK GOLD BULK MATERIAL 300D

mm	in.	mm	in.	bar	psi	bar	psi	kg/ft.	lb./ft.	ft.	Pack	
76	3	101	3.98	20.7	300	82.7	1200	1.2	2.6	200	PLT-T	3129-1000
102	4	126	4.98	20.7	300	82.7	1200	1.5	3.4	200	PLT-T	3129-1001
127	5	156	6.14	20.7	300	82.7	1200	2.1	4.67	100	PLT-T	3129-1013
152	6	181	7.14	17.2	250	68.9	1000	2.5	5.51	100	PLT-T	3129-1014

APPLICATION	Transfer of abrasive materials such as barite and cement from a supply ship to an offshore drilling rig or platform; and for transfer applications on offshore or onshore drilling rigs or platforms. The natural rubber tube is specially compounded to conduct electricity and made with extra thickness to resist abrasion. The heavy duty reinforcement is designed to survive extreme oilfield application requirements. The specially compounded cover material is designed to withstand the harshest environment including abrasion and weathering.
TEMPERATURE	-40°C to +66°C (-40°F to +150°F)
CONSTRUCTION	Tube: Type D3 (Natural Rubber)
	Reinforcement: Synthetic, high tensile textile
	Cover: Type D (SBR)
STANDARDS	ABS type approval for 3, 4, 5" ID. Hose designed to withstand 6.0 ton tensile force.
COUPLINGS	Crimped or swaged couplings
DESIGN FACTOR	4:1
CAUTION	The hose tube is specially compounded to conduct electricity. No static wires are required - the helical wires in the SD version can be connected to the couplings for extra protection.

MATERIAL HANDLING (SUCTION/DISCHARGE)

BLACK GOLD BULK MATERIAL 300SD

mm	in.	mm	in.	bar	psi	bar	psi	Hg	mm	in.	kg/ft.	lb./ft.	ft.	Pack	
51	3	107	4.23	20.7	300	82.7	1200	29	813	32	1.6	3.5	200	PLT-T	4691-0017
76	4	134	5.26	20.7	300	82.7	1200	29	1067	42	2.1	4.7	200	PLT-T	4691-0018
102	5	159	6.25	20.7	300	82.7	1200	29	1295	51	2.7	6	100	PLT-T	4691-0039
127	6	186	7.33	20.7	300	82.7	1200	29	1524	60	3.3	7.3	100	PLT-T	4691-0040

APPLICATION	Transfer of abrasive materials such as barite and cement from a supply ship to an offshore drilling rig or platform; and for transfer applications on offshore or onshore drilling rigs or platforms. The natural rubber tube is specially compounded to conduct electricity and made with extra thickness to resist abrasion. The heavy duty reinforcement is designed to survive extreme oilfield application requirements. The specially compounded cover material is designed to withstand the harshest environment including abrasion and weathering.
TEMPERATURE	-40°C to +66°C (-40°F to +150°F)
CONSTRUCTION	Tube: Type D3 (Natural Rubber)
	Reinforcement: Synthetic, high tensile textile
	Cover: Type D (SBR)
STANDARDS	ABS type approval for all sizes. Hose designed to withstand 6.0 ton tensile force.
COUPLINGS	Crimped or swaged couplings
DESIGN FACTOR	4:1
CAUTION	The hose tube is specially compounded to conduct electricity. No static wires are required - the helical wires in the SD version can be connected to the couplings for extra protection.

MATERIAL HANDLING (DISCHARGE)

BLACK GOLD POTABLE WATER 300D

mm	in.	mm	in.	bar	psi	bar	psi	kg/ft.	lb./ft.	ft.	Pack	
51	2	67	2.63	20.7	300	82.7	1200	0.6	1.3	200	PLT-T	3132-5010
76	3	92	3.69	20.7	300	82.7	1200	0.8	1.8	200	PLT-T	3132-5011
102	4	119	4.69	20.7	300	82.7	1200	1.1	2.5	200	PLT-T	3132-5012

APPLICATION	Transfer of potable or non-potable water or liquids not containing oils or chemicals from a supply ship to an offshore drilling rig or platform. Various water-based transfer applications for offshore or onshore work sites. The food grade tube meets FDA requirements and will not impart taste to drinking water. The heavy duty reinforcement is designed to survive extreme oilfield application requirements. The specially compounded cover material is designed to withstand the harshest environment including abrasion and weathering.
TEMPERATURE	-40°C to +66°C (-40°F to +150°F)
CONSTRUCTION	Tube: Type D3 (Natural Rubber)
	Reinforcement: Synthetic, high tensile textile
	Cover: Type P (EPDM)
STANDARDS	ABS type approval. Hose designed to withstand 6.0 ton tensile force. Food-grade tube meets FDA requirements.
COUPLINGS	Crimped or swaged couplings
DESIGN FACTOR	4:1
CAUTION	The hose tube is specially compounded to conduct electricity. No static wires are required - the helical wires in the SD version can be connected to the couplings for extra protection.

MATERIAL HANDLING (SUCTION/DISCHARGE)

BLACK GOLD POTABLE WATER 300SD

mm	in.	mm	in.	bar	psi	bar	psi	Hg	mm	in.	kg/ft.	lb./ft.	ft.	Pack	
102	4	124	4.87	20.7	300	82.7	1200	29	711	28	1.7	3.7	200	PLT-T	3132-5013
127	5	154	6.06	20.7	300	82.7	1200	29	914	36	2.3	5.1	100	PLT-T	3132-50 32
152	6	182	7.16	20.7	300	82.7	1200	29	1016	40	3	6.7	100	PLT-T	3132-5033

APPLICATION	Transfer of potable or non-potable water or liquids not containing oils or chemicals from a supply ship to an offshore drilling rig or platform. Various water-based transfer applications for offshore or onshore work sites. The food grade tube meets FDA requirements and will not impart taste to drinking water. The heavy duty reinforcement is designed to survive extreme oilfield application requirements. The specially compounded cover material is designed to withstand the harshest environment including abrasion and weathering.
TEMPERATURE	-40°C to +66°C (-40°F to +150°F)
CONSTRUCTION	Tube: Type D3 (Natural Rubber)
	Reinforcement: Synthetic, high tensile textile
	Cover: Type P (EPDM)
STANDARDS	ABS type approval. Hose designed to withstand 6.0 ton tensile force.
COUPLINGS	Crimped or swaged couplings
DESIGN FACTOR	4:1
CAUTION	The hose tube is specially compounded to conduct electricity. No static wires are required - the helical wires in the SD version can be connected to the couplings for extra protection.

The information contained in this catalogue is to be used only as a guide to assist with product selection.

Gates makes no representation or warranty as to the completeness or accuracy of the information contained herein. The products and specifications set forth in this catalogue are subject to change without notice and Gates disclaims any and all liability for such changes. The information contained herein is provided without warranties of any kind, either expressed or implied, and Gates disclaims any and all liability for typographical, printing, or production errors or changes affecting the products and/or the specifications contained herein.

It is the responsibility of the customer /end-user to thoroughly analyze all aspects of the customers' /end-users´ proposed application for the products. Due to the diversity of possible applications of Gates's products, the customer /end-user is solely responsible for making the final selection of the product(s) to be used and to assure that all performance, safety and warning requirements of the application are satisfied.

GATES DISCLAIMS ALL WARRANTIES, EXPRESSED OR IMPLIED, INCLUDING, BUT NOT LIMITED TO, THE IMPLIED WARRANTIES OF MERCHANTABILITY AND FITNESS FOR A PARTICULAR PURPOSE. IN NO EVENT WILL GATES BE LIABLE FOR ANY INCIDENTAL, INDIRECT OR CONSEQUENTIAL DAMAGES ARISING FROM THE RENTAL, SALE, OR USE OF ANY PRODUCT.

All sales of products shall be subject to Gates's General Terms and Conditions Sale, a copy of which can be found on
https://www.gates.com/us/en/knowledge-center/resource-library/policies-and-statements/sales-terms-and-conditions.html

DRIVEN BY POSSIBILITY™

GATES ENGINEERING & SERVICES UK LTD

BASSINGTON DRIVE
BASSINGTON INDUSTRIAL ESTATE
CRAMLINGTON
NORTHUMBERLAND, UK, NE23 8AS

CUSTOMER EXPERIENCE
+44 (0) 1670 706210
SALES_ES_UK@GATES.COM
MORE INFORMATION ON GATES OILFIELD PRODUCTS

GATES ENGINEERING & SERVICES USA
7603 PRAIRIE OAK DRIVE
SUITE 190
HOUSTON, TEXAS
77086
UNITED STATES

GATES ENGINEERING & SERVICES FZCO
PLOT NO. S20110
JEBEL ALI FREE ZONE (SOUTH)
DUBAI
61046
UNITED ARAB EMIRATES

GATES ENGINEERING & SERVICES CJSC
EIDB6369
BUILDING NO 6369
DISTRICT NO 3136 DHAHRAN 34321
KINGDOM OF SAUDI ARABIA

GATES ENGINEERING & SERVICES MEXICO SA
CARRETERA REFORMA DOS BOCAS KM. 17+920R/A
PECHUCALCO 2DA. SECCION
CUNDUACAN, TABASCO 86690
MEXICO

THE MANUFACTURERS RESERVE THE RIGHT TO AMEND DETAILS WHERE NECESSARY.
E2/40041 - © GATES CORPORATION 2024 - 07/24

GATES.COM/EUROPE