



DRIVEN BY POSSIBILITY™

CLEAN MASTER™ PRESSURE WASHER HOSE FAMILY

PERFORM BETTER UNDER PRESSURE

Ever-changing industry demands lead us to seek new solutions for the toughest jobs, and our industrial hoses are no exception. The many applications for a pressure wash hose require state-of-the-art features that will match all your commercial needs.

Clean Master can enhance your operations in numerous applications and types of equipment:



CAR WASH



FOOD PROCESSING
PLANTS



SURFACE
CLEANING



SANITATION



COMMERCIAL
AND INDUSTRIAL
CLEANING

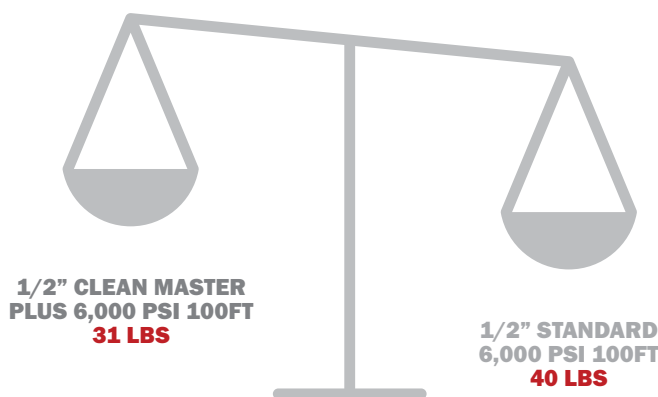
FEATURES AND BENEFITS

- Smooth cover for exceptional maneuverability on rough surfaces
- Compact design reduces space requirements for storage
- MegaCrimp™ and SS couplings in all sizes
- Wide temperature ranges
- Black cover meets MSHA flame-resistance
- REACH compliant

CLEAN MASTER PLUS 6000: LIGHTER WEIGHT, MORE COMPACT, **EXTREME POWER**

THE **NEXT GENERATION** OF PERFORMANCE

Clean Master Plus is 22% lighter* on average than the traditional 6,000 psi hose, making it easier to handle, especially when dragging long lengths of hose on rough surfaces. This means less worker fatigue and more productivity.



CLEAN MASTER PLUS 6000*			
COLOR	HOSE I.D.	MAX. W.P.	WT. PER FT.
	in (mm)	psi (bar)	lbs (kg)
BLACK	1/4 (6.4)	6,000 (413)	0.17 (0.07)
BLACK, BLUE, GRAY, YELLOW*	3/8 (9.5)	6,000 (413)	0.26 (0.11)
BLACK, BLUE, GRAY, YELLOW*	1/2 (12.7)	6,000 (413)	0.31 (0.14)

*Exceeds EN1829-2 for burst pressure. Various packaging options and cut lengths available. See website for details.

CLEAN MASTER PLUS ASSEMBLIES			
COLOR	HOSE I.D.	LENGTH	MAX. W.P.
	in (mm)	ft (m)	psi (bar)
BLACK, BLUE, GRAY, YELLOW*	3/8 (9.5)	50 (15.2)	4,000 (280)
BLACK, BLUE, GRAY, YELLOW*	3/8 (9.5)	100 (30.5)	4,000 (280)
BLACK, BLUE, GRAY, YELLOW*	3/8 (9.5)	50 (15.2)	6,000 (413)
BLACK, BLUE, GRAY, YELLOW*	3/8 (9.5)	100 (30.5)	6,000 (413)

CLEAN MASTER PLUS 6,000 PSI PRESSURE WASH HOSE			
50% MORE FLEXIBLE*	22% LIGHTER WEIGHT*	9% MORE COMPACT*	EXCELLENT ABRASION AND OZONE RESISTANCE

*On average, when compared to traditional 6,000 psi pressure wash hose. Figures vary based on size.




**9 LBS
LIGHTER* PER
100FT REEL**

FEATURES AND BENEFITS

- Superior ozone and abrasion-resistant cover for long-lasting performance
- Flexible, lighter-weight design improves ergonomics when handling
- Compatible with Megacrimp couplings and Gates Crimpers

CLEAN MASTER PRESSURE WASH HOSE

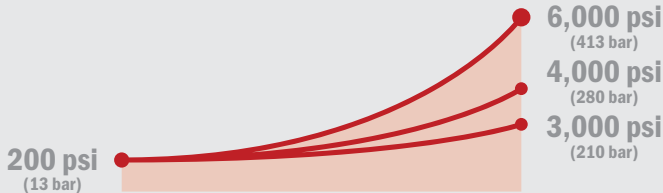
MEET THE REST OF THE LINEUP



CLEAN MASTER PRESSURE WASH HOSES ARE AVAILABLE IN DIFFERENT COLORS TO FIT A WIDE RANGE OF APPLICATIONS AND PROVIDE YOU WITH AN EFFECTIVE SOLUTION FOR YOUR SPECIFIC REQUIREMENTS

*Yellow available in select regions

WHETHER YOU ARE DEALING WITH LIGHT-DUTY CLEANING OR HEAVY-DUTY INDUSTRIAL TASKS, THE CLEAN MASTER FAMILY HAS THE PERFECT HOSE TO OVERCOME ANY CHALLENGE.



CLEAN MASTER 3000

- Exceeds EN 1829-2
- Offered in:*
- 50ft
- 100ft
- Reels
- Large Reels
- Bales



CLEAN MASTER 3000*			
COLOR	HOSE I.D.	MAX. W.P.	WT. PER FT.
	in (mm)	psi (bar)	lbs (kg)
BLACK, BLUE, GRAY, YELLOW**	3/8 (9.5)	3,000 (210)	0.18 (0.08)
BLACK, BLUE, GRAY, YELLOW*	1/2 (12.7)	3,000 (210)	0.28 (0.12)

*Exceeds EN1829-2 for burst pressure.

**Cut lengths availability varies by region. See website for details.

CLEAN MASTER 4000

- Exceeds EN 1829-2
- Offered in:*
- 50ft
- 100ft
- Reels
- Large Reels
- Bales




CLEAN MASTER 4000*			
COLOR	HOSE I.D.	MAX. W.P.	WT. PER FT.
	in (mm)	psi (bar)	lbs (kg)
BLACK, BLUE, GRAY, YELLOW**	1/4 (6.4)	4,000 (280)	0.15 (0.06)
BLACK, BLUE**	5/16 (7.9)	4,000 (280)	0.19 (0.09)
BLACK, BLUE, GRAY, YELLOW**	3/8 (9.5)	4,000 (280)	0.18 (0.08)
BLACK, BLUE, GRAY, YELLOW**	1/2 (12.7)	4,000 (280)	0.28 (0.12)

*Exceeds EN1829-2 for burst pressure.


**Cut lengths availability varies by region. See website for details.

ACCESSORIES & ASSEMBLIES

ASSEMBLIES ARE CRIMPED WITH 3/8" MALE NPT X 3/8" MALE NPT SWIVEL COUPLINGS WITH BEND RESTRICTORS INSTALLED. BEND RESTRICTORS ARE RECOMMENDED FOR ALL PRESSURE WASHER HOSE ASSEMBLIES.



CLEAN MASTER ASSEMBLIES ARE CRIMPED WITH MEGACRIMP™ COUPLINGS WITH C-INSERT AND TUFFCOAT™ PLATING



ASSEMBLIES*			
COLOR	HOSE I.D.	LENGTH	MAX. W.P.
	in (mm)	ft (m)	psi (bar)
BLACK, BLUE, GRAY, YELLOW*	3/8 (9.5)	50 (15.2)	4,000 (280)
BLACK, BLUE, GRAY, YELLOW*	3/8 (9.5)	100 (30.5)	4,000 (280)
BLACK, BLUE, GRAY, YELLOW*	3/8 (9.5)	50 (15.2)	6,000 (413)
BLACK, BLUE, GRAY, YELLOW*	3/8 (9.5)	100 (30.5)	6,000 (413)

ACCESSORIES*			
BEND RESTRICTORS			
REFERENCE	PACK QTY	SIZE	DESCRIPTION
		in (mm)	
727710505		1/4 (6.35)	5.5" BLACK BEND RESTRICTOR
72771050		1/4 (6.35)	5.5" BLACK BEND RESTRICTOR
727710515		3/8 (9.5)	6" BLACK BEND RESTRICTOR
72771051		3/8 (9.5)	6" BLACK BEND RESTRICTOR
727710525	BULK - 8	1/2 (12.7)	7" BLACK BEND RESTRICTOR
72771052	SINGLE - 9	1/2 (12.7)	7" BLACK BEND RESTRICTOR

QUICK DISCONNECT ATTACHMENT		
REFERENCE	SIZE	DESCRIPTION
	in (mm)	
72530012	3/8 (9.5)	FEMALE QUICK DISCONNECT PLUG STEEL
72530013	3/8 (9.5)	FEMALE QUICK DISCONNECT COUPLER BRASS

*Accessories and assemblies availability varies by region.



CLICK OR SCAN TO
EXPLORE MORE INDUSTRIAL
CLEANING SOLUTIONS

